

MITCHELL COLLEGE

Directions to Clarke Center: Clarke Auditorium and Weller Center

From Springfield and Hartford

From Springfield, follow Interstate 91 South to Hartford. Take Route 84 East to Route 2 East to Route 11 in Colchester. When the expressway ends, go left for one mile. Turn right onto Route 85 for 13 miles into New London. Turn right onto Route 213 (Colman Street)* to the end, then turn left onto Route 1 (Bank Street) and take the second right onto Montauk Avenue. Proceed 1 ½ miles. After passing Michael's Dairy (big red barn) on the right, take your next right on to Dibiasi Drive: parking is on the left. Cross Montauk at traffic light and enter the main campus. The Clarke Center is the first large building on the left. The Clarke Auditorium is located through the front glass doors and up one flight of stairs. The Weller Center is located to the right of the Clarke Auditorium. Enter the building and proceed to the back corner for the stairs to the second floor. The Weller Center is located above Sandella's Café.

From Worcester

Take Route 395 in Auburn, South to Exit 77. Turn left onto Route 85 (Broad Street) to Route 213 (Colman Street). Turn right onto Route 213 (Colman Street)* to the end, then turn left onto Route 1 (Bank Street) and take the second right onto Montauk Avenue. Proceed 1 ½ miles. After passing Michael's Dairy (big red barn) on the right, take your next right on to Dibiasi Drive: parking is on the left. Cross Montauk at traffic light and enter the main campus. The Clarke Center is the first large building on the left. The Clarke Auditorium is located through the front glass doors and up one flight of stairs. The Weller Center is located to the right of the Clarke Auditorium. Enter the building and proceed to the back corner for the stairs to the second floor. The Weller Center is located above Sandella's Café.

From New York



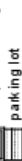
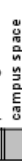
Take Interstate 95 North to Exit 82 (Broad Street - Route 85). Turn right at the end of the exit ramp onto Broad Street, follow to the second traffic light and turn right onto Colman Street. Follow Colman Street to the end. Turn left onto Bank Street (Route 1) and take your second right onto Montauk Avenue. Proceed 1 ½ miles. After passing Michael's Dairy (big red barn) on the right, take your next right on to Dibiasi Drive: parking is on the left. Walk across Montauk Ave. and enter the main campus. The Clarke Center is the first large building on the left. The Clarke Auditorium is located through the front glass doors and up one flight of stairs. The Weller Center is located to the right of the Clarke Auditorium. Enter the building and proceed to the back corner for the stairs to the second floor. The Weller Center is located above Sandella's Café.

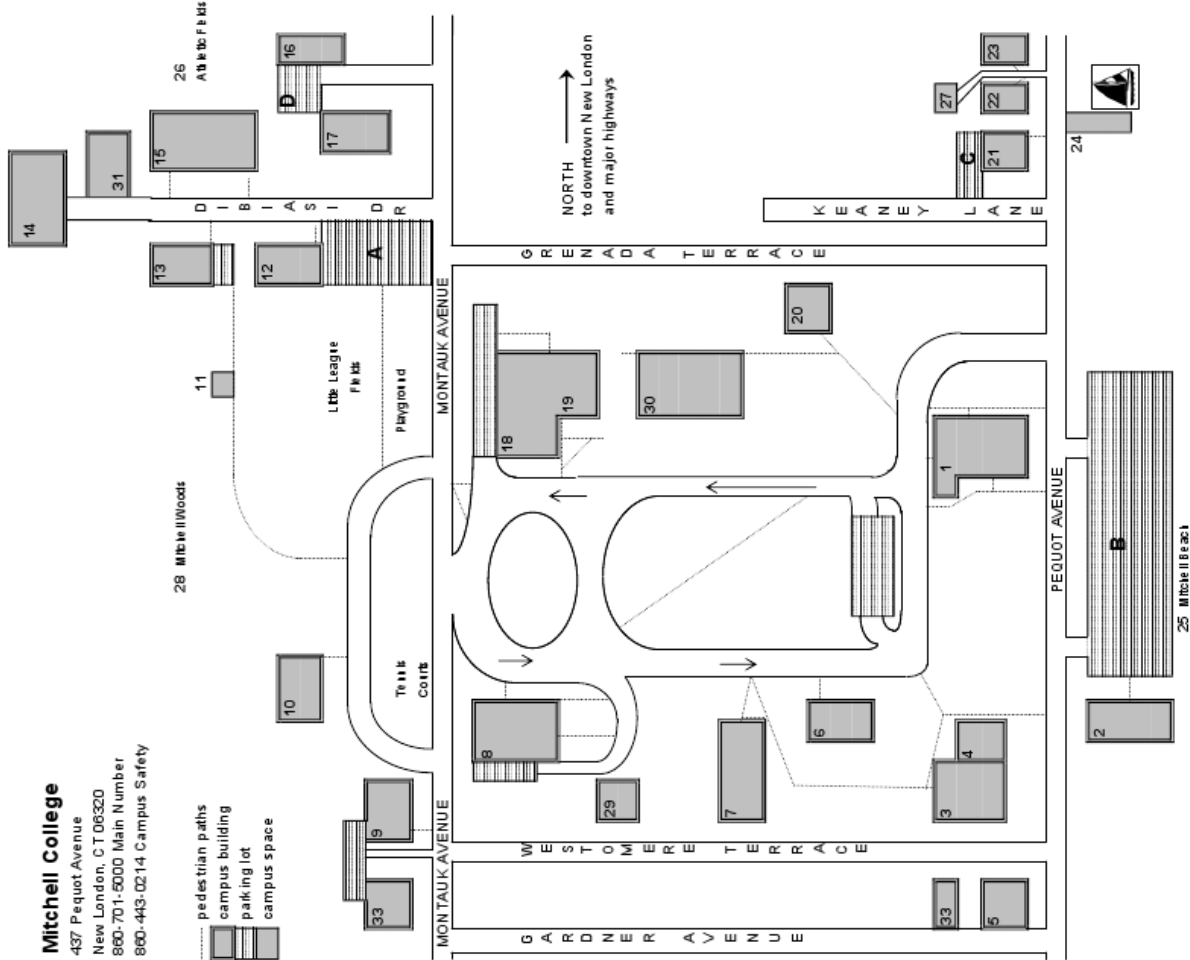
From Boston and Providence

Take Interstate 95 South to Exit 83, and then the Colman Street Exit. Turn left at the end of the exit ramp onto Colman Street and follow to the end. Turn left onto Route 1 (Bank Street), and take the second right onto Montauk Avenue. Proceed 1 ½ miles. After passing Michael's Dairy (big red barn) on the right, take your next right on to Dibiasi Drive: parking is on the left. Walk across Montauk Ave. and enter the main campus. The Clarke Center is the first large building on the left. The Clarke Auditorium is located through the front glass doors and up one flight of stairs. The Weller Center is located to the right of the Clarke Auditorium. Enter the building and proceed to the back corner for the stairs to the second floor. The Weller Center is located above Sandella's Café.

Mitchell College

437 Pequot Avenue
 New London, CT 06320
 800-701-5000 Main Number
 800-443-0214 Campus Safety

-  pedestrian paths
-  campus building
-  parking lot
-  campus space



Campus Buildings

- | | |
|----------------------------|--|
| 1 Mitchell Hall | 18 Clarke Center |
| 2 Henry Hall | 19 Weller Center |
| 3 Library | 20 Umbrella House |
| 4 Bond House | 21 Faithaven |
| 5 Thames Academy | 22 Moorings |
| 6 Maintenance | 23 Harbor House |
| 7 Nathan Hale Hall | 24 Mitchell Dock |
| 8 Bingham Hall | 25 Mitchell Beach |
| 9 Montauk House | 26 Athletic Fields |
| 10 Chapel Cottage | 27 Boat House |
| 11 Pavilion | 28 Mitchell Woods |
| 12 Simpson Hall | 29 The Garden Cottage |
| 13 Saunders Hall | 30 Ric & Dawn Billi Duquès '64 Academic Success Center (to open Fall 2008) |
| 14 Mattson Hall | 31 New Residence Hall (to open Fall 2008) |
| 15 Yarnall Athletic Center | 32 Thames Academy 'annex' |
| 16 Michaels Dairy | 33 Montauk Apartments |
| 17 The Barn | |

Departments & Meeting Rooms

- | | |
|----------------------------------|------------------------------|
| Academic Advising - 8 | Health/Wellness - 15 |
| Academic Affairs - 1 | Help Desk/Support Center - 8 |
| Academic Success Cntr - 4 | Human Resources - 1 |
| Admissions - 2 | Information Technology - 8 |
| Administration & Finance - 1 | Learning Resource Center - 4 |
| Advancement - 20 | Lighthouse - 15 |
| Alumni Affairs - 20 | Mailroom - 29 |
| Athletics - 15 | Michaels Dairy - 16 |
| Bookstore - 16 | President - 1 |
| Busarr/Business - 1 | Private Dining Room - 18 |
| Campus Safety - 7 | Publications - 1 |
| Career Center - 8 | Purchasing - 1 |
| Children's Learning Cntr - 10 | Red Barn Café - 16 |
| Clarke Auditorium - 18 | Registrar - 1 |
| Communications - 1 | Residence Life - 18 |
| Comm & Prof Programs - 20 | Student Activities - 18 |
| Dining Hall - 18 | Student Affairs - 1 |
| Facilities/Grounds - 6 | Thames Academy - 5, 33 |
| Faculty Offices - 1, 7, 8, 9, 15 | Tutoring Center - 4 |
| Financial Aid - 2 | University of New Haven - 1 |
| Food Service - 18 | Weller Conference Room - 19 |
| Fox Room - 1 | |

Visitor Parking

- A DiBiasi Drive Parking Lot
 - B Henry Hall/Beach Parking Lot
 - C Waterfront Parking Lot
 - D Michaels Dairy Parking Lot
- Parking is also available along Montauk Avenue. Other lots restricted to faculty and staff. Accessible parking adjacent to most buildings.